

VPC SPECIALTY LENDING INVESTMENTS PLC

**INVESTOR PRESENTATION
SEPTEMBER 2017**

LEGAL DISCLAIMER AND CAUTIONARY DISCLOSURE

This is a confidential presentation (this "Presentation") of VPC Specialty Lending Investments PLC (the "Company" or "VSL"). For the purposes herein, Victory Park Capital Advisors, LLC shall be referred to as "VPC." Prior credit opportunities, specialty finance, specialty lending and other similar strategy private funds managed by VPC shall collectively be referred to herein as the "VPC Funds."

This Presentation is for information purposes only. This Presentation is not intended to be relied upon as the basis for an investment decision, and is not, and should not be assumed to be, complete. The contents herein are not to be construed as legal, business, or tax advice, and each prospective investor should consult its own attorney, business advisor, and tax advisor as to legal, business, and tax advice. In considering any performance information contained herein, prospective investors should bear in mind that past or projected performance is not indicative of future results, and there can be no assurance that the VPC Funds will achieve comparable results or that target returns, if any, will be met or losses avoided. Unless otherwise noted, all information contained in this presentation is as at 31 July 2017.

Any investment in the Company is subject to various risks, none of which is outlined herein. A description of certain risks involved with an investment in the Company will be found in the applicable prospectus and/or confidential private placement memorandum and such risks should be carefully considered by prospective investors before they make any investment decision. This Presentation does not constitute an offer to sell, or the solicitation of an offer to buy, any shares in the Company in any state or jurisdiction. VPC and its affiliates reserve the right to modify any of the terms of the offering and the shares described herein. The purchase of shares in the Company will be suitable only for sophisticated investors for whom an investment in the Company does not constitute a complete investment program and who fully understand and are willing to assume the risks involved in the Company's investment program. Recipients of this Presentation agree that VPC and its affiliates and partners, members, employees, officers, directors, agents, and representatives have not made any representation or warranty, express or implied, as to the (a) accuracy or completeness of the information contained herein or (b) the opinions contained herein, and such persons shall have no liability for any misstatement or omission of fact or any opinion expressed herein.

Certain economic and market information contained herein has been obtained from published sources prepared by third parties and while such sources are believed to be reliable, neither VPC nor any of its affiliates or employees has independently verified such information or assume any responsibility for the accuracy or completeness of such information. Except where otherwise indicated herein, statements in this Presentation are made as of the date hereof, and neither the delivery of this Presentation at any time nor any sale of the shares described herein shall under any circumstances create an implication that the information contained herein is correct as of any time after such date. Unless otherwise stated in this Presentation, the information contained herein is based on information and estimates made by VPC. Certain information contained in this Presentation constitutes "forward-looking statements" that can be identified by the use of forward-looking terminology such as "may," "will," "should," "expect," "anticipate," "target," "project," "estimate," "intend," "continue," or "believe" or the negatives thereof or other variations thereon or comparable terminology. Furthermore, any projections or other estimates in this Presentation, including estimates of returns or performance, are "forward-looking statements" and are based upon certain assumptions that may change. Due to various risks and uncertainties, actual events or results or the actual performance of the Company may differ materially from those reflected or contemplated in such forward-looking statements. Prospective investors in the Company should not rely on these forward-looking statements in deciding whether to invest in the Company. There is no obligation assumed hereunder to update potential investors with regard to the outcome of forward looking statements. The IRRs presented on a "gross" basis do not reflect any management fees, carried interest, taxes and allocable expenses borne by investors, which in the aggregate may be substantial. "Net" IRRs are presented after deduction for management fees, carried interest, taxes and allocable expenses. In addition, certain information contained in this Presentation is still in draft form. In particular, it should be noted that the financial information contained herein has not been audited.

Any projections/estimates/statements regarding the number, size, structure or type of investments that the Company or other VPC Funds may make (or similar statements/estimates) are based only on VPC's intent/outlook as of the date of such statements and are subject to change due to market conditions and/or other factors. Any description of the Company's (or any VPC Fund's) investment strategy herein is describing such fund's primary investment focus, and certain investments outside of such primary investment focus may be made.

This Presentation and the information contained herein consist of confidential proprietary information and are the sole property of VPC. This Presentation is not intended for any general distribution or publication and is strictly confidential. Each recipient further agrees that it will (a) not copy, reproduce, or distribute this Presentation, in whole or in part, to any person or party (including any employee of the recipient other than an employee directly involved in evaluating an investment in the Company) without the prior written consent of VPC; (b) keep permanently confidential all information contained herein that is not already public; (c) use this Presentation solely for the purpose of evaluating a potential purchase of an interest in the Company; and (d) return this Presentation to VPC upon its request.

Except as otherwise provided in a written agreement between the recipient of this Presentation and VPC or its affiliates, if the recipient receives a request under any applicable public disclosure law to provide, copy or allow inspection of this Presentation or other information regarding or otherwise relating to VPC, the Company or any of their respective affiliates, the recipient agrees to (a) provide prompt notice of the request to VPC, (b) assert all applicable exemptions available under law and (c) cooperate with VPC and its affiliates to seek to prevent disclosure or to obtain a protective order or other assurance that the information regarding or otherwise relating to VPC, the Company or any of their respective affiliates will be accorded confidential treatment.

This Presentation and any related materials do not constitute an offer or invitation to subscribe for or purchase any securities and nothing contained herein shall form the basis of any contract or commitment whatsoever. Any decision to purchase shares in the Company in the context of a proposed offering, if any, should be made on the basis of information contained in the prospectus published in relation to such an offering. Neither this Presentation nor any related materials nor any copy thereof may be taken or transmitted or distributed, directly or indirectly, into the United States, other than to "qualified institutional buyers" (as defined in Rule 144A under the U.S. Securities Act of 1933, as amended (the "Securities Act")) which are also "qualified purchasers" under the U.S. Investment Company Act of 1940, as amended (the "Investment Company Act"). Shares in the Company have not been and will not be registered under the Securities Act, or under the securities laws of any state of the United States.

Accordingly, the shares in the Company may not be offered, pledged, sold, resold, granted, delivered, allotted or otherwise transferred, as applicable, in the United States, except only in transactions that are exempt from, or in transactions not subject to, registration under the Securities Act and in compliance with any applicable state securities laws. There is currently no public market in the United States for the Company's shares and none is expected to develop in the foreseeable future. As a result, prospective investors in the United States should be aware that they may be required to bear the financial risks of an investment in the shares for an indefinite period of time. Additionally, prospective investors should be aware that the Company is not registered, and does not intend to register, under the Investment Company Act.

This Presentation has not been approved by an authorised person in accordance with Section 21 of the Financial Services and Markets Act 2000 and therefore it is being delivered for information purposes only to a very limited number of persons and companies who are persons who have professional experience in matters relating to investments and who fall within the category of person set out in Article 19 of the Financial Services and Markets Act 2000 (Financial Promotion) Order 2005 (the "Order") or are high net worth companies within the meaning set out in Article 49 of the Order or are otherwise permitted to receive it. Any other person who receives this Presentation should not rely or act upon it. By accepting this Presentation and not immediately returning it, the recipient represents, warrants and undertakes that they have read and agree to comply with the contents of this disclaimer, including without limitation the obligation to keep this Presentation and its contents confidential, fall within the above description of persons entitled to receive the Presentation and acknowledge and agree to be bound by the foregoing limitations and restrictions. This Presentation is not to be disclosed to any other person or used for any other purpose.

The distribution of this document in certain jurisdictions may be restricted by law and therefore persons into whose possession this document comes should inform themselves about and observe any such restrictions. Any person who receives this Presentation in violation of such restrictions should not act upon it and should return it to VPC immediately. This Presentation is not directed to, or intended for distribution to use by any person or entity that is a citizen or resident or located in any locality, state, country or other jurisdiction where such distribution or use would be contrary to law or regulation or which would require any registration or licensing within such jurisdiction. Except as explicitly provided above, neither this Presentation nor any copy of it may be (a) taken or transmitted into Australia, Canada, Japan, the Republic of Ireland, the Republic of South Africa or the United States of America (each a "Restricted Territory"), their territories or possessions; (b) distributed to any U.S. person (as defined in Regulation S under the Securities Act) or (c) distributed to any individual outside a Restricted Territory who is a resident thereof in any such case for the purpose of offer for sale or solicitation or invitation to buy or subscribe any securities or in the context where its distribution may be construed as such offer, solicitation or invitation, in any such case except in compliance with any applicable exemption. The distribution of this document in or to persons subject to other jurisdictions may be restricted by law and persons into whose possession this document comes should inform themselves about, and observe, any such restrictions. Any failure to comply with these restrictions may constitute a violation of the laws of the relevant jurisdiction.

PRESENTERS

Brendan Carroll



- Senior Partner; Co-founded Victory Park Capital Advisors, LLC (“VPC” or the “Investment Manager”) in 2007
- Responsible for sourcing, evaluating and executing private debt and equity investment opportunities
- Previously at Magnetar Capital where he specialized in direct financings to lower middle market companies
- Also held various investment banking positions at William Blair & Company and Robertson Stephens, specializing in corporate finance and mergers and acquisitions
- Worked in various capacities for former U.S. Senator Joseph Lieberman (I-CT), now the Chairman of VPC’s Executive Board
- B.A. with honors in government from Georgetown University and an MBA from Harvard Business School
- Member of the Investment Committee of the Company

Gordon Watson



- Partner
- Responsible for sourcing, evaluating and executing private debt and equity investment opportunities
- Previously, Mr. Watson was a portfolio manager focused on distressed debt at GLG Partners, a London based 31 billion multi-strategy hedge fund that concentrates on a diverse range of alternative investments. He joined GLG when it purchased Ore Hill Partners, a credit focused hedge fund where Mr. Watson was a partner.
- B.A. in political science from Colgate University and an MBA from Columbia University.

EXECUTIVE SUMMARY

<p>Balance Sheet Positions Performing Well</p>	<ul style="list-style-type: none"> Balance sheet investments continue to generate good returns with low volatility, contributing an average return on allocated equity of 14% with no loan losses These balance sheet returns have been achieved with a relatively low level of gearing Wind down analysis of various VPC balance sheet positions under conditions equivalent to the 2008-09 credit crisis shows an expected recovery of all principal and typically all interest within a 12 to 24 month time period
<p>Marketplace Investments Returns Below Expectations</p>	<ul style="list-style-type: none"> Marketplace investments generally performing below expectations Negative marketplace capital returns in 2017 were primarily due to (nonrecurring) losses and costs related to the sales of a majority of the Funding Circle US and Upstart loan portfolios and the remaining marketplace investments experiencing higher than expected losses
<p>Repositioning Rapidly to Achieve Target Returns</p>	<ul style="list-style-type: none"> The company continues to recycle capital into higher return balance sheet lending positions, which represented 69% of NAV as at 31 July 2017 versus 51% as at 31 December 2016 With commitments to provide balance sheet investments to over 20 platforms, the deployment pipeline remains strong Target 8.0% net dividend yield (payable quarterly), in the medium term¹
<p>Regulatory Environment Expected to Improve</p>	<ul style="list-style-type: none"> New Administration in U.S. expected to reduce the scale and scope of CFPB regulation Government support for online lenders/other fintech companies is increasing in the U.S. (e.g. OCC's proposed fintech charter) and in the U.K. (e.g. SME bank referral scheme)
<p>Discount Narrowing</p>	<ul style="list-style-type: none"> The share buyback programme has purchased 8,039,294 shares since it was launched in December 2016 Activity in 2017 accounted for approximately 9% of the total traded volume VSL share price discount to NAV as at 30 June 2017 (93.04p) has narrowed to 12%²

1. The return target stated above is a target only and not a forecast of profits. There is no guarantee that the Company's portfolio will generate the returns referred to above or that the dividend target will be met.

2. Based on VSL share price as at 30 August 2017 of 81.75p.

ABOUT VICTORY PARK CAPITAL

Founded in 2007 by Richard Levy and Brendan Carroll

- Senior management team has worked together since 2005 through multiple credit cycles
- Headquartered in Chicago with additional offices in New York and Los Angeles, as well as resources in London
- Top-tier Executive Board comprised of experienced investment and industry professionals

An Experienced Investor in Non-Bank Financial Services Companies

- VPC has made more than \$5.2 billion of investments and commitments across various non-bank financial services businesses
- Wide range of experience lending to small and medium-sized business, subprime, near-prime and prime consumers, secured and unsecured debt, legal finance and other miscellaneous types of capital providers
- Extensive knowledge of sector participants, as well as the complex regulatory requirements, needed to operate within the industry
- Ability to add value across its platforms given history and network in the space

Extensive Sourcing Network

- VPC has executed transactions with more than 40 financial sponsors in the sector¹
- VPC has a disciplined deal origination process that has generated more than 600 qualified investment opportunities in the NBFS sector over the last three years



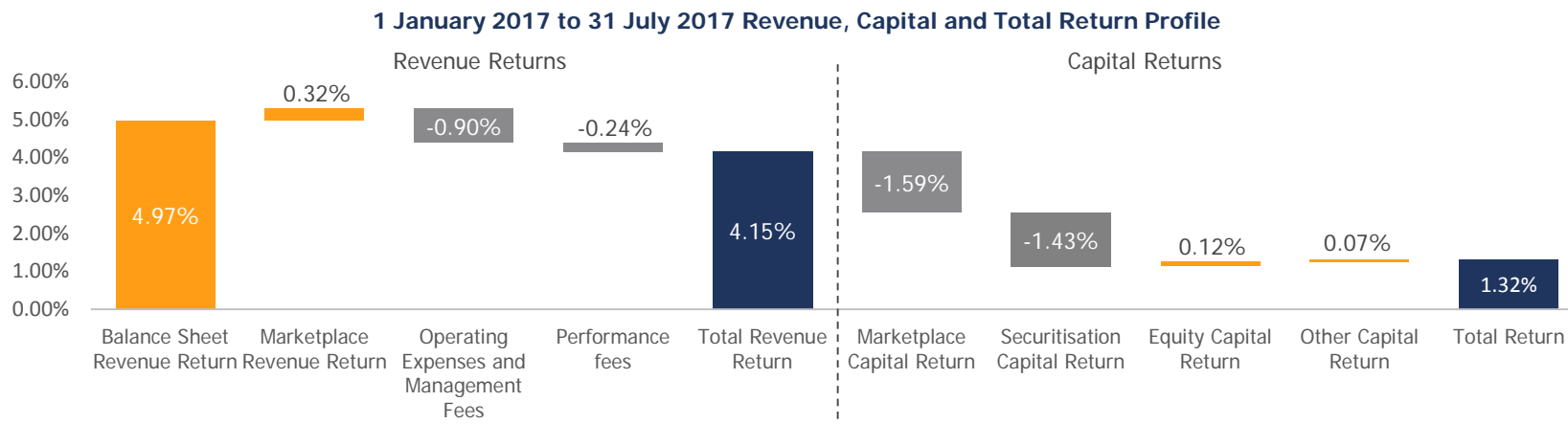
1. List of identified sponsors is not exhaustive.

COMPOSITION OF 2017 RETURNS

▶ **The Company’s asset base generated gross revenue return of 5.29% in 2017**

- **Balance sheet loans generated 4.97% of income over this period with zero loan losses**
 - › Equivalent to a 14% annualised gross revenue return on allocated capital
 - › Anticipated to provide a consistent and growing source of distributable income for the Company

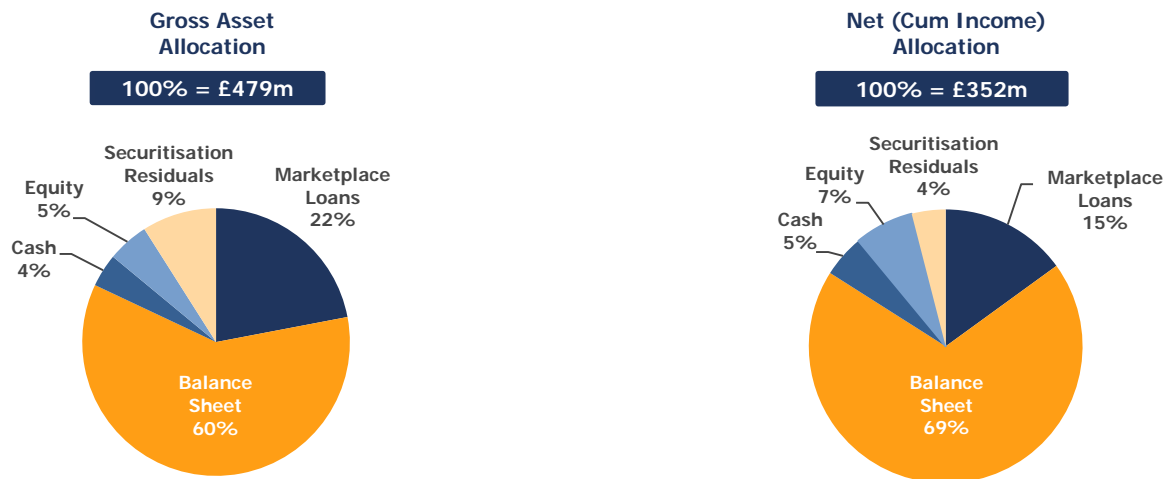
- **Capital losses in 2017 of -2.83% continued to be driven by the marketplace and securitisation portfolios**
 - › The negative marketplace capital returns were due to (nonrecurring) losses and costs related to the sales of a majority of the Funding Circle US and Upstart loan portfolios and the remaining marketplace investments experiencing higher than expected losses
 - › VPC believes that the majority of the potential total cumulative loss on the Avant securitisation residuals has already been incurred



CURRENT CAPITAL ALLOCATION

- ▶ **Balance Sheet investments account for 69% of the Company's 31 July 2017 NAV compared to 51% as at 31 December 2016**
 - **Balance sheet investment model is established:** Existing portfolio returns of approximately 14% per annum
 - **Company gearing has substantially decreased:** The look-through gearing ratio of the Company is 0.36x as at 31 July 2017, compared to 0.63x as at 31 December 2016, as total gross assets has decreased from £591m to £479m
 - **The share buyback programme in 2017 represents 9% of traded volume:** A total of 8,039,294 shares have been purchased by the Company as at 30 August 2017 under the programme, at an average price of 78.99p
 - **Securitisation residual exposure:** The exposure to the Avant securitisation residuals has decreased to 3.63%

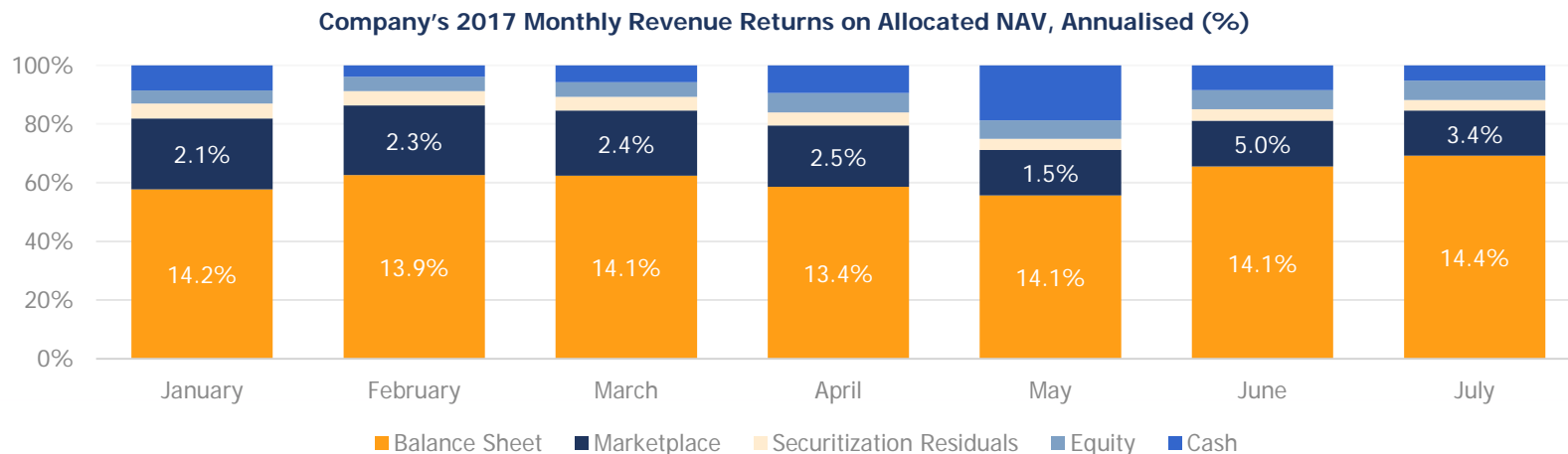
Gross and Net Asset Value Allocation by Investment Category as at 31 July 2017



CAPITAL ALLOCATION TREND

► Repositioning capital from marketplace to balance sheet has boosted overall returns

- **Balance sheet loans have increased from 51% to approximately 70% of NAV during 2017** and marketplace loans have correspondingly reduced from 26% to 15% of NAV over the same time period
- **Gross revenue return for 2017** as a percentage of average allocated NAV:
 - › **Balance sheet:** 14%
 - › **Marketplace:** 3%
- **The portfolio sales Upstart and Funding Circle US and partial paydown of zipMoney increased cash** at 31 May 2017, which has been substantially re-invested into balance sheet loans
- **The conversion and repayment related to the Elevate IPO in April decreased** the total balance sheet investments and gross revenue return
- **Strong pipeline of available balance sheet investments** as the Company invested in two new balance sheet deals in June and July



PORTFOLIO HOLDINGS

- Summary of all positions held by the Company equal to or greater than 1% of NAV as at 31 July 2017, excluding equity investment exposure to each platform

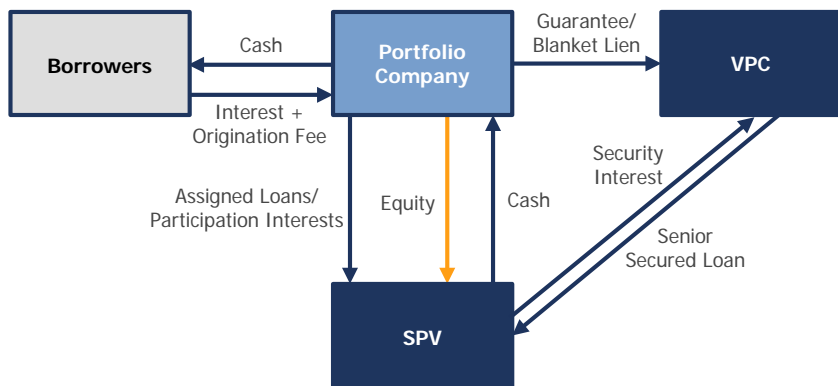
Investment	Country	Security Type	% of NAV	Gearing
Borro Ltd.	United Kingdom	Balance Sheet	11.48%	NO
Elevate Credit, Inc.	United States	Balance Sheet	10.39%	YES
Avant, Inc. - Marketplace Loans	United States	Marketplace	9.16%	YES
Avant, Inc. - Balance Sheet	United States	Balance Sheet	5.45%	YES
Community Choice Financial, Inc.	United States	Balance Sheet	5.36%	NO
Applied Data Finance, LLC	United States	Balance Sheet	5.02%	NO
Wheels Financial Group, LLC	United States	Balance Sheet	5.01%	YES
Prosper Marketplace, Inc.	United States	Marketplace	4.16%	YES
LendUp, Inc.	United States	Balance Sheet	4.02%	NO
zipMoney Limited	Australia	Balance Sheet	3.90%	NO
The Credit Junction, Inc.	United States	Balance Sheet	3.90%	NO
Avant, Inc. - Securitisation Residuals	United States	Securitisation Residual	3.63%	YES
Kreditech Holding SSL GmbH	Germany	Balance Sheet	3.18%	NO
iZettle Capital AB	Sweden	Balance Sheet	3.07%	NO
Curo Technologies	United States	Balance Sheet	1.93%	YES
Funding Circle Europe	Luxembourg	Marketplace	1.72%	YES
Fundbox Ltd.	United States	Balance Sheet	1.49%	NO

BALANCE SHEET LENDING MODEL

- As a pioneer of NBFS lending, VPC has structuring expertise and relationships, enabling it to secure preferential capacity to lock up attractive, long-term economics through structured facility upsizes and rights of first refusal
- VPC primarily invests in NBFS companies through delayed draw warehouse facilities

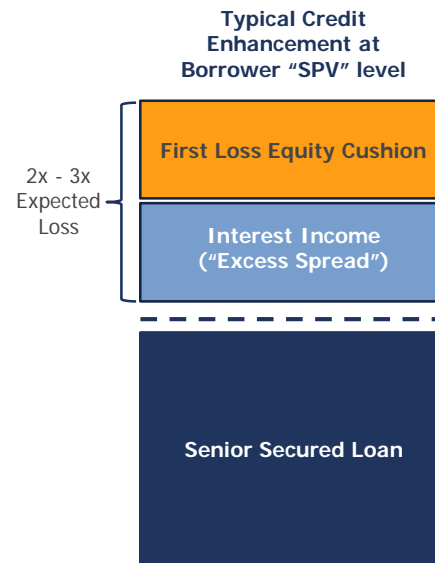
Summary

- Overview:** Loans originated and retained by portfolio company, which will access capital through a combination of equity, mostly from venture investors, and credit facilities from VPC
- Pricing:** VPC targets unlevered gross returns of 12% to 16% over risk free rate
- Credit Risks/Mitigants:** Portfolio company is subject to loss of principal on defaulted loans; Lender has exposure if losses increase over historical trends/predetermined covenants
- Structure:** VPC's investments are typically structured as loans to a SPV, with a guarantee and lien, transparency and control over cash



Structural Protections

- VPC narrowly defines loan eligibility for the borrowing base
- Loans that do not comply are excluded from the borrowing base
- VPC applies a dynamic "borrowing base" concept where the LTV is based on the company's loss ratio, resulting in a typical cushion of 2x to 3x
- The portfolio company contributes an equity tranche to the SPV which serves as first loss protection against any portfolio losses
- VPC is exposed to the default risk of underlying loans only to the extent the realized losses exceed the equity cushion plus any accumulated profits in the SPV



For illustrative purposes only.

CONCLUSION

Balance sheet investments performing well – Average return on allocated equity 14% in 2016, with no loan losses to date; wind down analysis of various VPC platforms shows that, in a severe recession wind down scenario, all principal and typically all interest is expected to be recovered within a 12 to 24 month time period

Marketplace loan positions and securitisation residuals still challenging – Due to higher than expected loss curves

Portfolio repositioned to focus on balance sheet investments – Constitutes approximately 70% of NAV currently compared to 51% as at 31 December 2016, and repositioning continues in 2017

Attractive returns anticipated to be achievable in time – Continue to target 8% net dividend yield and total return of 10% based on the IPO price in the medium term¹

Share price discount narrowing – Share price discount has narrowed to 12% of NAV² from 19% as at 22 February 2017³; 1.7p dividend per quarter equivalent to a yield of 8.3% at current share price²

1. The returns stated above are targets only and not a forecast of profits. There is no guarantee that the Company's portfolio will generate the returns referred to above or that the dividend target will be met.
2. Based on the closing share price as at 30 August 2017 and NAV as at 30 June 2017.
3. Based on the closing share price as at 22 February 2017 and NAV as at 31 December 2016 as reported in the last investor deck.

TERMS

Issuer	▪ VPC Specialty Lending Investments PLC (the “Company”)
Structure	▪ U.K. Investment Trust. An excluded security for NMPI purposes
Listing	▪ Premium Listing on Main Market of the London Stock Exchange
Issue size	▪ 374,576,371 Shares Outstanding as at 30 August 2017
Investment Manager	▪ Victory Park Capital Advisors, LLC (“VPC”)
Leverage	▪ Borrowings not to exceed 1.5x NAV, on a look-through basis, intended to enhance returns to investors
Management Fee	▪ 1% per annum. No double counting of fees on investments in any VPC funds
Performance Fee	▪ 15% of total returns payable annually, subject a 5% per annum hurdle
Duration	▪ Continuation vote after five years and every five years thereafter
Board	▪ Andrew Adcock (Chairman; Independent), Clive Peggram (Independent), Elizabeth Passey (Independent), Kevin Ingram (Independent) and Richard Levy (CEO of VPC)
Currency Hedging	▪ Majority of non-GBP currency principal exposure hedged
Reporting/Valuation	▪ Monthly NAVs prepared by Independent Administrator, based on Investment Manager’s estimates
FTSE inclusion	▪ FTSE All Share/Small Cap index effective from 22 June 2015

The above terms are summaries of the definitions set out in the Company’s IPO Prospectus. Further, for any terms not herein defined, refer to Part X of the IPO Prospectus dated 26 February 2015, available on the Company’s website, <http://vpcspecialtylending.com>.

APPENDICES

VPC SPECIALTY LENDING BOARD INDEPENDENT DIRECTORS

Andrew Adcock (Chairman)

Andrew Adcock was the Managing Partner of Brompton Asset Management LLP from January 2010 until July 2011. Prior to this, he was joint head of corporate broking at Citigroup before becoming Vice Chairman in June 2007. Mr. Adcock was previously an Equity Partner at Lazard LLP and the Managing Director of De Zoete & Bevan Ltd.

Mr. Adcock has over 30 years of experience in the City and is currently a Non-Executive Chairman of Majedie Investments plc, a Non-Executive Director of Majedie Portfolio Management Limited, Kleinwort Benson Bank Limited, F&C Global Smaller Companies plc and JP Morgan European Investments Plc, and is a Non-Executive Director and the Chairman of the remuneration committee of Foxton Group plc.

Mr. Adcock is also the Chairman of the Samuel Courtauld Trust and a Director of the Courtauld Institute of Art.

Clive Peggram

Clive Peggram has over 30 years' experience working in the asset management industry from private equity through to structured finance. He is currently CEO of APEX2100 Limited. Prior to this recent appointment he was Deputy Group CEO of Financial Risk Management, a US\$10billion institutionally focused asset manager. He was formerly a Managing Director of Banque AIG for 10 years where he was responsible for establishing and running its investment management team. Previously he worked in a number of different roles, gaining considerable experience in the developing derivative markets at Swiss Bank Corporation.

Elizabeth Passey

Elizabeth Passey is a Senior Adviser to J Stern & Co Private Bank and a Member of the UK Board of the Big Lottery Fund. She is a past Managing Director of Morgan Stanley, past Chairman of the Board of Morgan Stanley International Foundation, as well as a past Managing Director of Investec Asset Management. She is Convener (Chairman) of the University of Glasgow.

Kevin Ingram

Kevin Ingram was an Audit Partner with PricewaterhouseCoopers LLP for 20 years until the end of 2009. He specialised in the audit of financial service businesses and the audit of investment products including Investment Trusts, Open-ended funds, Hedge funds and Private equity funds. He headed PricewaterhouseCoopers' UK Investment Funds audit practice from 2000 to 2007. He is the Chairman of the Board of Aberdeen UK Tracker Trust plc and was the Chairman of the Audit Committee of that Trust from March 2010 until he was appointed Chairman of the Board in April 2013. He is a Chartered Accountant and member of the Institute of Chartered Accountants in England and Wales. He is also a member of the Audit Committee of the Westminster Catholic Diocesan Trust.

This includes independent directors only. Richard Levy is also a member of the VPC Specialty Lending Board.

VPC SPECIALTY FINANCE TEAM¹

- Headquartered in Chicago with additional offices in New York and Los Angeles, as well as resources in London
- Dedicated investment team with extensive experience in the NBFS space, supported by a robust firm infrastructure built over 10+ years

Senior Specialty Finance Leadership



Richard Levy
CEO and Founder

- Oversees investment & operational strategies
- Magnetar Capital
- Crestview Capital Partners Co-founder
- IIT Stuart School, MBA
- Chicago-Kent College of Law, J.D.
- Ohio State University, B.A.



Brendan Carroll
Senior Partner, Co-Founder

- Oversees investment & operational strategies
- Magnetar Capital
- William Blair and Company
- Robertson Stephens
- Harvard Business School, MBA
- Georgetown University, B.A.



Jason Brown
Partner

- Responsible for sourcing, analyzing, executing and management of investments
- GE Capital, Corporate Restructuring Finance
- Comerica Bank
- Association for Corporate Growth
- University of Southern California,



Gordon Watson
Partner

- Responsible for sourcing, analyzing, executing and management of investments
- GLG Partners
- Ore Hill Partners
- Columbia University, MBA
- Colgate University, B.A.



Tom Welch
Partner

- Responsible for sourcing, analyzing, executing and management of investments
- CapitalSource
- Merrill Lynch
- University of Illinois, B.S.

Investment Professionals



Cormac Leech²
Principal – U.K.



Zhengyuan Lu
Principal



Karrie Truglia
Principal



Anthony Barwacz
Vice President



Vartan Pogharian
Vice President



Jordan Allen
Chief Operating Officer



Scott Zemnick
Principal And General Counsel



Jeffrey Schneider
Chief Financial Officer



Ron Rolighed
Principal - IR



Matthew Coad
Vice President - IR

+ Eight Investment Associates

Legal, Investor Relations and Operations Professionals

+ Eight Legal, Investor Relations and Operations Professionals

1. As of August 1, 2017.

2. Services provided as an appointed representative of Lawson Conner, a firm authorized and regulated by the U.K. Financial Conduct Authority.